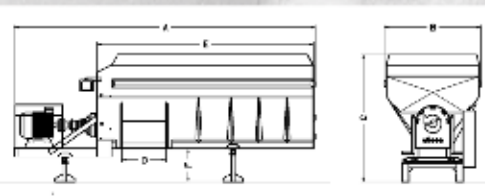
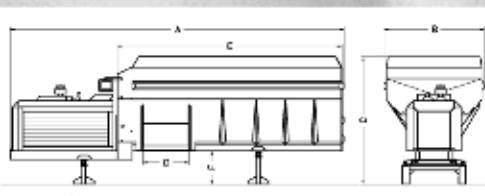


MIXER E



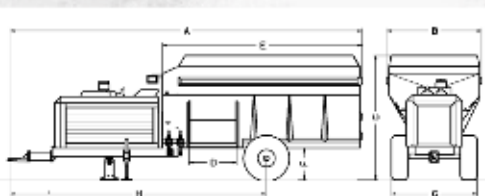
Modell / Model MIXER		12 E	15 E	18 E	20 E	21 E	24 E
A	mm	6.300	6.700	7.500	7.500	8.000	8.500
B	mm	2.000	2.200	2.200	2.300	2.400	2.400
C	mm	2.750	2.950	2.950	3.100	3.000	3.250
D	mm	1.100	1.100	1.100	1.100	1.100	1.100
E	mm	4.180	4.580	5.380	5.380	5.380	5.880
F	mm	800	800	800	800	800	800
Mischwanne/Tank	m ³	12	15	18	20	21	24
Motor/Engine	kW	55	75	75	90	110	110
Leergewicht/Empty weight	kg	6.000	7.200	8.800	9.300	10.000	11.000
Kapazität/Volume	kg	7.000	9.000	11.000	11.500	12.000	13.500

MIXER D



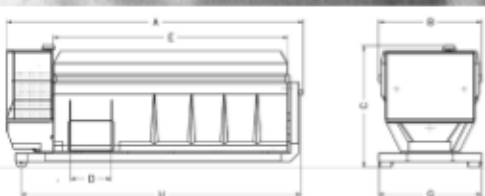
Modell / Model MIXER		12 D	15 D	18 D	20 D	21 D	24 D
A	mm	6.800	7.200	8.000	8.000	8.500	9.000
B	mm	2.000	2.200	2.200	2.300	2.400	2.400
C	mm	2.750	2.950	2.950	3.100	3.000	3.250
D	mm	1.100	1.100	1.100	1.100	1.100	1.100
E	mm	4.180	4.580	5.380	5.380	5.380	5.880
F	mm	800	800	800	800	800	800
Mischwanne/Tank	m ³	12	15	18	20	21	24
Motor/Engine	kW	120	120	145	145	145	145
Leergewicht/Empty weight	kg	6.400	7.600	9.200	9.500	10.500	11.300
Kapazität/Volume	kg	7.000	9.000	11.000	11.500	12.000	13.500

MIXER D/G



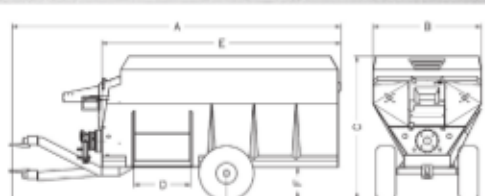
Modell / Model MIXER		12 D/G	15 D/G	18 D/G	20 D/G	21 D/G	24 D/G
A	mm	7.730	8.130	8.930	8.930	8.930	9.430
B	mm	2.000	2.200	2.200	2.300	2.400	2.400
C	mm	2.550	2.750	2.750	2.900	2.800	3.050
D	mm	1.100	1.100	1.100	1.100	1.100	1.100
E	mm	4.180	4.580	5.380	5.380	5.380	5.880
F	mm	600	600	600	600	600	600
Mischwanne/Tank	m ³	12	15	18	20	21	24
Motor/Engine	kW	120	120	145	145	145	145
Leergewicht/Empty weight	kg	6.400	7.600	9.200	9.500	10.500	11.300
Kapazität/Volume	kg	7.000	9.000	11.000	11.500	12.000	13.500

MIXER D/A



Modell / Model MIXER		12 D/A	15 D/A	18 D/A	20 D/A	21 D/A	24 D/A
A	mm	5.550	5.950	6.750	6.750	6.750	7.250
B	mm	2.200	2.200	2.200	2.300	2.400	2.400
C	mm	2.450	2.650	2.650	2.800	2.700	2.950
D	mm	1.100	1.100	1.100	1.100	1.100	1.100
E	mm	4.180	4.580	5.380	5.380	5.380	5.880
F	mm	225	225	225	225	225	225
Mischwanne/Tank	m ³	12	15	18	20	21	24
Motor/Engine	kW	120	120	145	145	145	145
Leergewicht/Empty weight	kg	6.900	8.100	9.700	10.000	11.000	11.800
Kapazität/Volume	kg	7.000	9.000	11.000	11.500	12.000	13.500

MIXER G



Modell / Model MIXER		12 G	15 G	18 G	20 G	21 G	24 G
A	mm	5.700	6.100	6.900	6.900	6.900	7.400
B	mm	2.280	2.300	2.300	2.400	2.500	2.500
C	mm	2.500	2.700	2.700	2.850	2.750	3.000
D	mm	1.100	1.100	1.100	1.100	1.100	1.100
E	mm	4.180	4.580	5.380	5.380	5.380	5.880
F	mm	650/750	650/750	650/750	650/750	650/750	650/750
Mischwanne/Tank	m ³	12	15	18	20	21	24
Motor/Engine	kW	-	-	-	-	-	-
Leergewicht/Empty weight	kg	5.700	6.500	7.000	7.500	8.000	9.000
Kapazität/Volume	kg	7.000	9.000	11.000	11.500	12.000	13.500