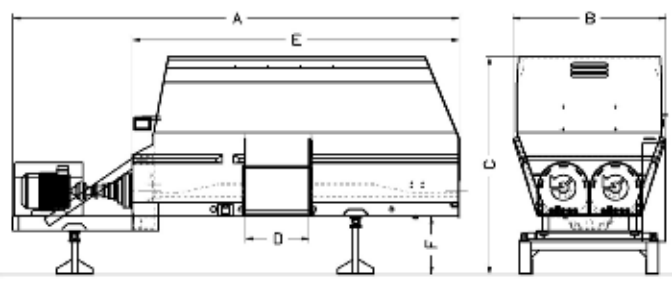
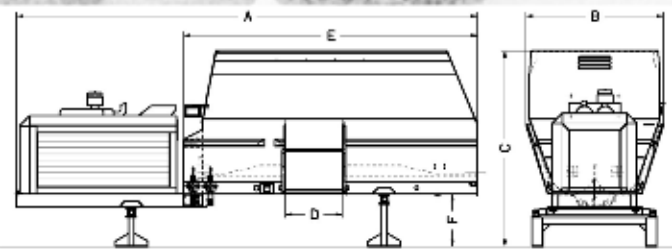


SHREDDER E



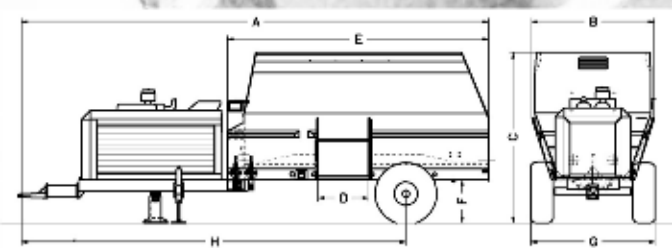
| Modell/Model SHREDDER | | 10 E | 12 E | 15 E | 18 E | 21 E |
|--------------------------|----------------|-------|-------|-------|--------|--------|
| A | mm | 5.870 | 6.570 | 6.570 | 7.370 | 7.370 |
| B | mm | 1.950 | 1.950 | 2.150 | 2.150 | 2.200 |
| C | mm | 2.750 | 2.750 | 2.930 | 2.930 | 3.170 |
| D | mm | 900 | 900 | 900 | 900 | 1.100 |
| E | mm | 3.800 | 4.500 | 4.500 | 5.300 | 5.330 |
| F | mm | 800 | 800 | 800 | 800 | 800 |
| Mischwanne/Tank | m ³ | 10 | 12 | 15 | 18 | 21 |
| Motor/Engine | kW | 2x37 | 2x37 | 2x55 | 2x75 | 2x75 |
| Leergewicht/Empty weight | kg | 4.800 | 5.800 | 7.000 | 8.600 | 9.900 |
| Kapazität/Volume | kg | 5.500 | 6.500 | 8.500 | 10.500 | 12.500 |

SHREDDER D



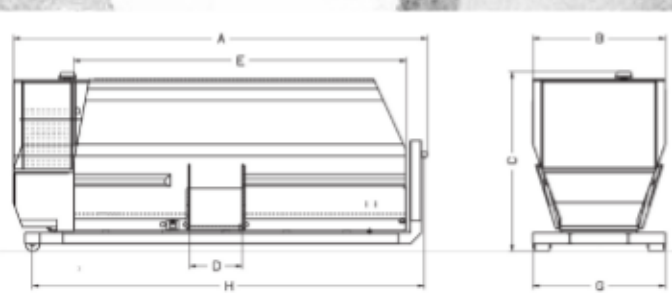
| Modell/Model SHREDDER | | 10 D | 12 D | 15 D | 18 D | 21 D |
|--------------------------|----------------|-------|-------|-------|--------|--------|
| A | mm | 6.770 | 7.470 | 7.470 | 8.270 | 8.270 |
| B | mm | 1.950 | 1.950 | 2.150 | 2.150 | 2.200 |
| C | mm | 2.750 | 2.750 | 2.930 | 2.930 | 3.170 |
| D | mm | 900 | 900 | 900 | 900 | 1.100 |
| E | mm | 3.800 | 4.500 | 4.500 | 5.300 | 5.330 |
| F | mm | 800 | 800 | 800 | 800 | 800 |
| Mischwanne/Tank | m ³ | 10 | 12 | 15 | 18 | 21 |
| Motor/Engine | kW | 120 | 120 | 120 | 145 | 145 |
| Leergewicht/Empty weight | kg | 5.200 | 6.200 | 7.400 | 9.000 | 10.300 |
| Kapazität/Volume | kg | 5.500 | 6.500 | 8.500 | 10.500 | 12.500 |

SHREDDER D/G



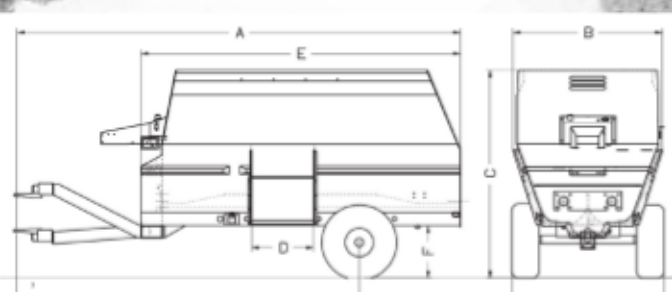
| Modell/Model SHREDDER | | 10 D/G | 12 D/G | 15 D/G | 18 D/G | 21 D/G |
|--------------------------|----------------|--------|--------|--------|--------|--------|
| A | mm | 7.350 | 8.050 | 8.050 | 8.850 | 8.850 |
| B | mm | 1.950 | 1.950 | 2.150 | 2.150 | 2.200 |
| C | mm | 2.750 | 2.750 | 2.930 | 2.930 | 3.170 |
| D | mm | 900 | 900 | 900 | 900 | 1.100 |
| E | mm | 3.800 | 4.500 | 4.500 | 5.300 | 5.330 |
| F | mm | 800 | 800 | 800 | 800 | 800 |
| Mischwanne/Tank | m ³ | 10 | 12 | 15 | 18 | 21 |
| Motor/Engine | kW | 120 | 120 | 120 | 145 | 145 |
| Leergewicht/Empty weight | kg | 5.200 | 6.200 | 7.400 | 9.000 | 10.300 |
| Kapazität/Volume | kg | 5.500 | 6.500 | 8.500 | 10.500 | 12.500 |

SHREDDER D/A



| Modell/Model SHREDDER | | 10 D/A | 12 D/A | 15 D/A | 18 D/A | 21 D/A |
|--------------------------|----------------|--------|--------|--------|--------|--------|
| A | mm | 5.170 | 5.870 | 5.870 | 6.700 | 6.700 |
| B | mm | 2.200 | 2.200 | 2.200 | 2.200 | 2.200 |
| C | mm | 2.450 | 2.450 | 2.600 | 2.600 | 2.850 |
| D | mm | 900 | 900 | 900 | 900 | 1.100 |
| E | mm | 3.800 | 4.500 | 4.500 | 5.300 | 5.330 |
| F | mm | 225 | 225 | 225 | 225 | 225 |
| Mischwanne/Tank | m ³ | 10 | 12 | 15 | 18 | 21 |
| Motor/Engine | kW | 120 | 120 | 120 | 145 | 145 |
| Leergewicht/Empty weight | kg | 5.200 | 6.200 | 7.400 | 9.000 | 10.300 |
| Kapazität/Volume | kg | 5.500 | 6.500 | 8.500 | 10.500 | 12.500 |

SHREDDER G



| Modell/Model | | 10 G | 12 G | 15 G | 18 G | 21 G |
|--------------------------|----------------|---------|---------|---------|---------|---------|
| A | mm | 5.450 | 6.150 | 6.300 | 7.100 | 7.100 |
| B | mm | 2.100 | 2.100 | 2.450 | 2.450 | 2.650 |
| C | mm | 2.450 | 2.450 | 2.800 | 2.850 | 3.030 |
| D | mm | 1.910 | 1.910 | 2.120 | 2.200 | 2.450 |
| E | mm | 4.150 | 4.500 | 4.500 | 4.950 | 5.030 |
| F | mm | 200/400 | 200/400 | 200/450 | 200/450 | 200/500 |
| Mischwanne/Tank | m ³ | 10 | 12 | 15 | 18 | 21 |
| Motor/Engine | kW | - | - | - | - | - |
| Leergewicht/Empty weight | kg | 3.800 | 4.400 | 5.200 | 6.700 | 7.200 |
| Kapazität/Volume | kg | 4.500 | 5.500 | 7.500 | 9.500 | 11.500 |